



PRECISION CULTIVATOR

THE PERFECT SOLUTION FOR SOIL CULTIVATION
FROM SPRING TO AUTUMN

TG300 – TG720 SERIES

www.treffler.net

All the difference in the world!

Our precision cultivator stands out from the competition!



For attachment to lower linkage: Pivot joint for unrestricted horizontal and vertical swivelling, allowing for steering angles of approx. 100 degrees, depending on tractor model and tires. Front depth control by means of 4 tandem support wheels, therefore the effect of the combined harvester track on the depth control by half. Double-acting control valve to lift and lower the cultivator. The two hydraulic cylinders at the drawbar and at the running gear are configured so that they first lift the front tines and then the rear section. When the cultivator is lowered, the tines at the front enter the soil first. This is important for working in headlands and in particular for sowing. This 4-beam model is fully symmetrical and eliminates side pull. With 17 tines at a distance of 17.7 cm from each other, working width 3.00 m. The width of the



duckfoot tine is approx. 26 cm, resulting in an overlap of 8 cm. Thanks to the 77 cm tine spacing and the frame ground clearance of 72 cm, this machine guarantees optimised soil preparation.

Spring-loaded tines: The tines are designed so that they are diverted to the back and upwards. The pivot is located at a height of approx. 1 m above the ground and 25 cm in front of the tine tip, allowing for precision depth control based on drag, with minimum effect on the working position of the duckfoot tines. The shear screw mechanism prevents overloads.

Sprung levellers: The levellers are mounted at the height of the drive unit. Near the tires, the levellers are swivelled out by a special mechanism the moment the cultivator is lifted off the ground, and return to their working position when the frame is lowered. As a result, the overall length of the cultivator can be kept short.

Running gear: Located between the cultivator tines and the ring packer rollers. Wheel clearance 2.10 m, standard tires 19.0-45-17. From TG440: 500/50-17.

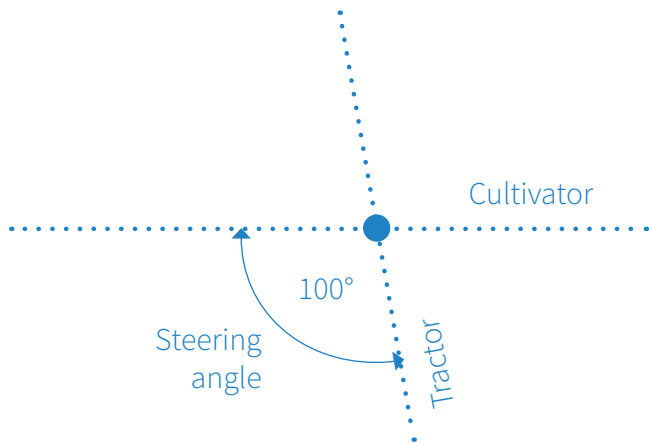
Double ring packer rollers: Two intermeshing rollers that clean each other provide excellent soil compaction and lateral guidance on slopes. The first roller consists of upright 45 x 45 mm square tubes, while the second is made from 12 mm steel rings. The two rollers are easy to pull and ensure smooth running as well as precision depth control.

Harrow weeder: The pull design of the machine allows for the attachment of a 3-bar sprung harrow weeder behind the packer rollers without causing any weight-related problems. The weeder places the cut weeds on the surface where they die as they dry out.

All Treffler precision cultivators can be upgraded or retrofitted with a pneumatic seed drill. The seeds are placed in the wet soil right behind the cultivator duck foot tines, which is ideal for large-seed legume cover crops.

Flexible

Great manoeuvrability and extendibility are just two of the advantages of the Treffler precision cultivator!



As the coupling point is attached to the lower linkage of the tractor, and the pivot joint of the cultivator can swivel without restriction in both horizontal and vertical direction, steering angles of up to 100 degrees can be achieved, depending on the tractor model and tires.



Versatile

One precision cultivator for many different tasks

APPLICATIONS



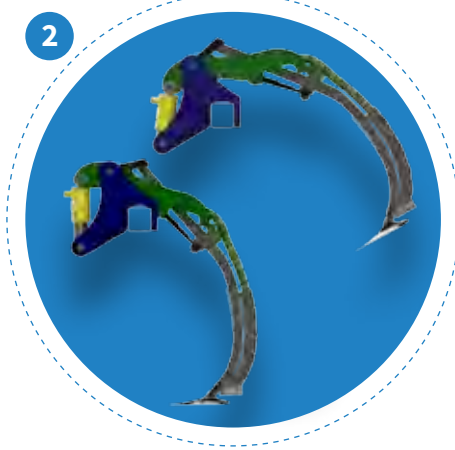

Thanks to the perfectly matched components, the cultivator is particularly suitable for shallow and medium-depth tillage. Because the rear axle of the



tractor is not carrying any extra load, the tractor can be run with extremely low tire pressure. Combining precision depth control with 6 mm thick self-sharpening duckfoot tines positioned at a small angle to the ground makes this machine is particularly suitable for soil preparation in spring.

Vertical soil compaction is avoided and there is no risk that heavy soaked soil clumps are brought to the surface. Seeing the tines overlap by 8 cm, the machine is the perfect tool to destroy cover crops. The roots of grass clover, lucerne and other grass covers as well as of dock leaves and other weeds are cut just below the surface, preventing second growth. The cultivator is designed to prevent blocking and can thus be used to work fields with high and bulky harvest residue such as rain-flattened cereal crops and forage corn stubble. Even running over the field twice causes no problems. The cultivator is 3 m wide and can be pulled by a tractor from 90 HP. This helps keep diesel consumption low while boosting area performance.





1 Tandem support wheel, track marking and warning sign
Tyre size 225/50 R12

2 Hydraulic stone protection system (optional)
The triggering force can be adjusted to suit the soil conditions.

3 Patented sprung tines
The tine bearings and the leaf spring packs are designed in such a way that the tines are only diverted backwards and upwards. The high pivot point ensures optimised parallel alignment of the tines to the soil surface.

4 Patented leveller
With swivel mechanism, keeping the overall length of cultivator to a minimum.

5 Lowering and lifting
By means of double-acting control valve.

6 Original Treffler duck foot tine made in carbide steel (optional)

- Service life prolonged by factor 7-10
- Thanks to the clearance angle the tines remain always sharp
- Soil compaction is reduced

Running gear, packer rollers and harrow weeder

Improved manoeuvrability thanks to integrated running gear



7 Double ring packer roller \varnothing 600 mm

Two intermeshing rollers that clean each other provide excellent soil compaction and lateral guidance on slopes. The first roller consists of upright 45 x 45 mm square tubes, while the second is made from 12 mm steel rings. The two rollers are easy to pull and ensure smooth running as well as precision depth control.

8 The harrow weeder

The pull design of the machine allows for the attachment of a 3-beam sprung harrow weeder behind the double packer rollers without causing any weight-related problems. The weeder places the cut weeds on the surface where they die as they dry out.

9 Manoeuvrability

The models of the TG cultivator series are equipped with a running gear assembly integrated into the cultivator frame. This makes the cultivators particularly compact, stable and easy to manoeuvre. The short distance between the coupling point at the tractor and the running gear ensures good manoeuvrability in headlands.

10 Disc coulters for slopes (optional)

For steep slopes, all cultivator models can be equipped with disc coulters.

11 Duck foot/drill tine combination (optional)

For extremely dry soils, replace the duck foot tines with drill tines.

12 Traction boosters for TG300-TG720 (optional)

The rear axle of the tractor can be loaded by up to 1500 kg.

Pneumatic seed drill

The reliable technology behind the tried and tested sowing system guarantees optimum seed spreading for high yields



STANDARD SEED DRILL

Proven dosing system for all standard seeds, with tool-free adjusting mechanism for fine seed

- Seed placement directly behind cultivator tines
- Seeds are placed directly on the wet soil layer, ensuring germination even under dry weather conditions
- Overrunning clutch of dosing system prevents inadvertent reverse rotation of dosing unit
- Seed tank capacity approx 1000 litres, also available as 1500-litre or 2000-litre tank
- Platform with ladder and handrail
- Doser drive (optional)



TWIN SOWING TECHNOLOGY

Second pneumatic seed drill mounted at the rear of the machine, with access ladder and platform for cover crop sowing.

TECHNICAL DATA

Type	Folding	Working width	Sections	Tines	Tandem support wheel	Transport width	Weight (approx.)	Required traction force (approx.)
TG 300	no	3.00 m	1 x 3.00 m	17	2	3.00 m	3100 kg	66 kW / 90 HP
TG 440	yes	4.40 m	1 x 0.70 m / 1 x 3.00 m / 1 x 0.70 m	25	2	3.00 m	4900 kg	88 kW / 120 HP
TG 500	yes	5.00 m	1 x 1.00 m / 1 x 3.00 m / 1 x 1.00 m	29	4	3.00 m	5500 kg	102 kW / 140 HP
TG 580	yes	5.80 m	1 x 1.40 m / 1 x 3.00 m / 1 x 1.40 m	33	4	3.00 m	6000 kg	110 kW / 150 HP
TG 615	yes	6.15 m	1 x 1.55 m / 1 x 3.00 m / 1 x 1.55 m	35	4	3.00 m	6600 kg	132 kW / 180 HP
TG 720	yes	7.20 m	1 x 2.10 m / 1 x 3.00 m / 1 x 2.10 m	41	4	3.00 m	7500 kg	147 kW / 200 HP

STANDARD EQUIPMENT:

- Rugged 100 x 100 mm square tube frame, 4 beams
- Category 2 drawbar; from TG 440: category 3/4 drawbar, allowing for steering angles of approx. 100°
- Running gear equipped with 19.0/45-17 tyres; from TG 440: 500/50-17
- TG 440 - TG 720 with compressed air system
- 2 tandem guide wheels, size 225/55 R12
- Frame ground clearance 72 cm
- Tine support spacing 77 cm
- 17.7 cm row spacing and 8 cm overlap
- Spring-mounted tines with leaf spring and shear bolt
- Duckfoot tine 26 cm wide
- Sprung levelling tines (levellers), swivelled automatically under the running gear when the running gear is lifted
- Self-cleaning, intermeshing double ring packer rollers Ø 600 mm:
 1. Roller square tube 45 x 45 mm, upright
 2. Roller disc 12 mm thick
- Controlled hydraulic system 1-2 and 2-1:
 1. Function to lift and lower front
 2. Function to lift and lower rear running gear

OPTIONAL EQUIPMENT:

- 3-row rear harrow weeder
 - Tine spacing 10 cm, adjustable
 - Tine Ø 12 mm with leaf spring 40 x 3 mm
- Lit warning sign at front and rear
- Drill tines
- Dual circuit compressed air brake system for TG 300
- Sowing bar for attachment to rear
- Hydraulic stone protection system
- Carbide steel duck foot tines
- Disc coulters for slopes
- Duck foot/drill tine combination
- Traction booster for TG300 - TG720



Available from



TREFFLER MASCHINENBAU GMBH & CO. KG

Reichersteiner Straße 24
86554 Pöttmes-Echshiem

Phone: +49 (0) 82 53-99 58-0

Fax: +49 (0) 82 53-99 58-70

E-mail: info@treffler.net

www.treffler.net